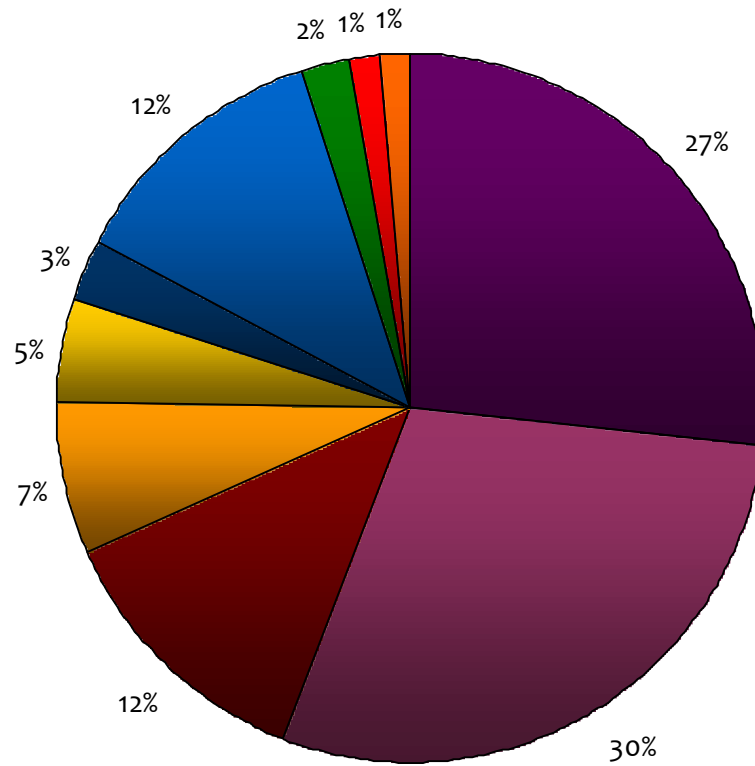


FUNDING STRANDS 2007/2008



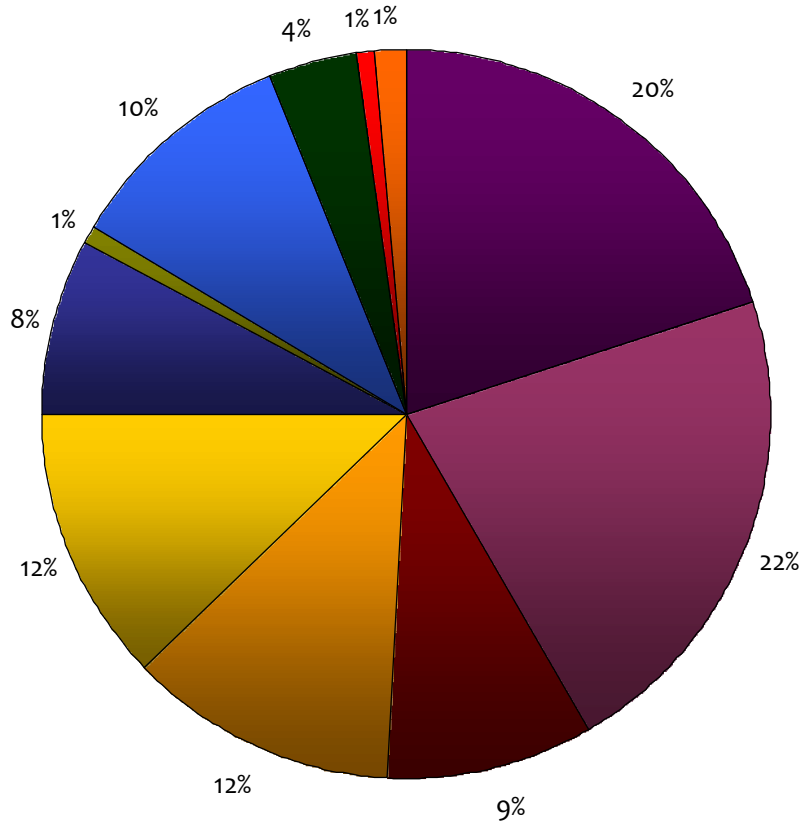
- SCOTTISH GOVERNMENT (CJ)
- SPS
- THE WISE GROUP
- SCOTTISH GOVERNMENT (END OF YR)
- CONFERENCE INCOME
- SCOTTISH GOVERNMENT (C/F)
- THE ROBERTSON TRUST
- PYKE CHARITABLE TRUST
- PROJECT INCOME
- MISCELLANEOUS

2007/2008

SCOTTISH GOVERNMENT (CJ)	57,661
SCOTTISH GOVERNMENT (C/F)	62,712
SPS	26,657
THE ROBERTSON TRUST	15,000
THE WISE GROUP	10,450
PYKE CHARITABLE TRUST	6,000
SCOTTISH GOVERNMENT (END OF YR)	26,012
PROJECT INCOME	5,093
CONFERENCE INCOME	3,140
MISCELLANEOUS	2,802

215,527

FUNDING STRANDS 2008/2009



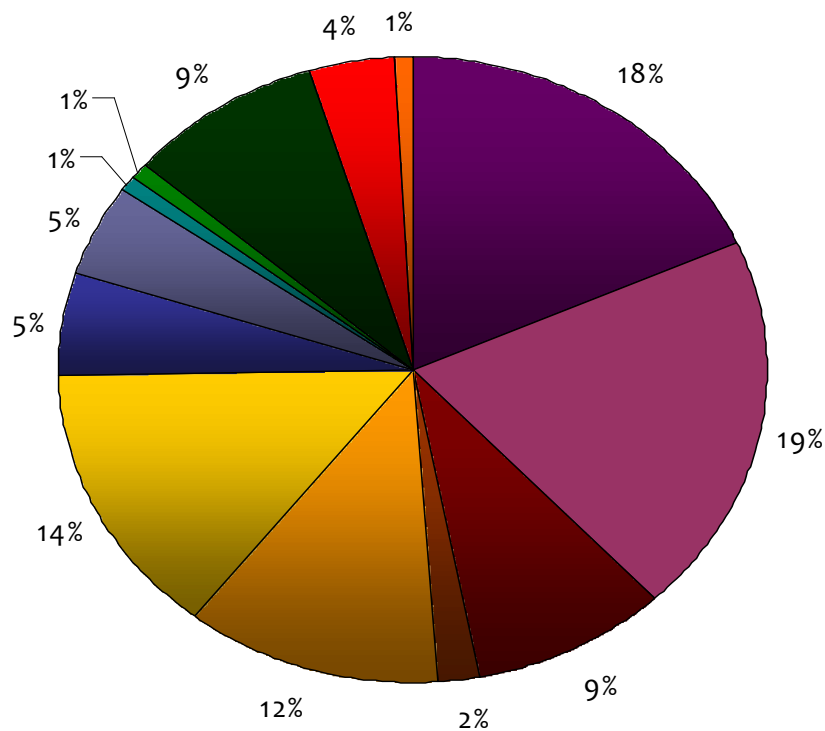
- SCOTTISH GOVERNMENT (CJ)
- SPS
- THE WISE GROUP
- GLASGOW CITY MISSION
- RESEARCH INCOME
- MISCELLANEOUS
- SCOTTISH GOVERNMENT (C/F)
- THE ROBERTSON TRUST
- LOTHIAN & BORDER CJA
- SCOTTISH GOVERNMENT (END OF YR)
- CONFERENCE INCOME

2008/2009

SCOTTISH GOVERNMENT (CJ)	58,813
SCOTTISH GOVERNMENT (C/F)	62,712
SPS	27,335
THE ROBERTSON TRUST	35,000
THE WISE GROUP	35,335
LOTHIAN & BORDER CJA	23,000
GLASGOW CITY MISSION	2,600
SCOTTISH GOVERNMENT (END OF YR)	29,760
RESEARCH INCOME	11,207
CONFERENCE INCOME	2,770
MISCELLANEOUS	3,785

292,317

FUNDING STRANDS 2009/2010



- SCOTTISH GOVERNMENT (CJ)
- SPS
- THE ROBERTSON TRUST
- LOTHIAN & BORDER CJA
- DULVERTON TRUST
- RESEARCH INCOME
- MISCELLANEOUS
- SCOTTISH GOVERNMENT (C/F)
- SCCYP
- THE WISE GROUP
- LANKELLY CHASE
- PROJECT INCOME
- CONFERENCE INCOME

2009/2010

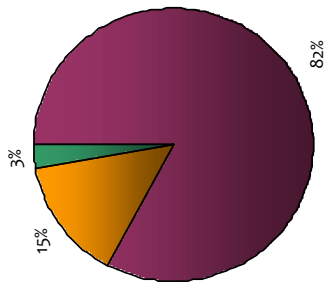
SCOTTISH GOVERNMENT (CJ)	58,813
SCOTTISH GOVERNMENT (C/F)	62,712
SPS	28,176
SCCYP	5,960
THE ROBERTSON TRUST	37,500
THE WISE GROUP	45,584
LOTHIAN & BORDER CJA	16,855
LANKELLY CHASE	15,000
DULVERTON TRUST	2,000
PROJECT INCOME	0
RESEARCH INCOME	34,442
CONFERENCE INCOME	12,170
MISCELLANEOUS	3,856

323,068

GOVERNMENT/TRUST FUNDING SPLIT COMPARED WITH EXPENDITURE

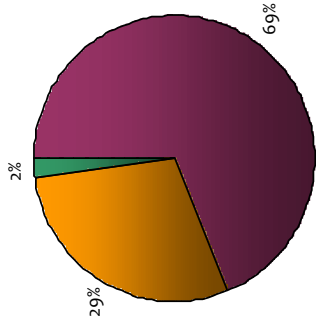
2007/08

GOVERNMENT / TRUST SPLIT



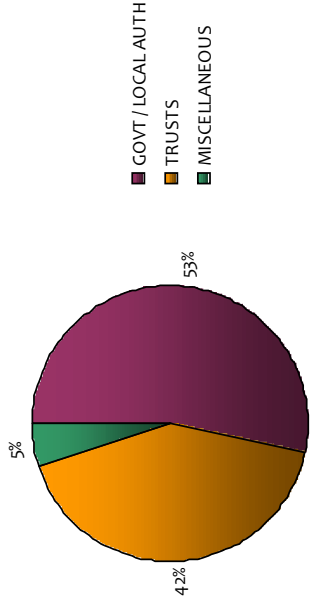
2008/09

GOVERNMENT / TRUST SPLIT

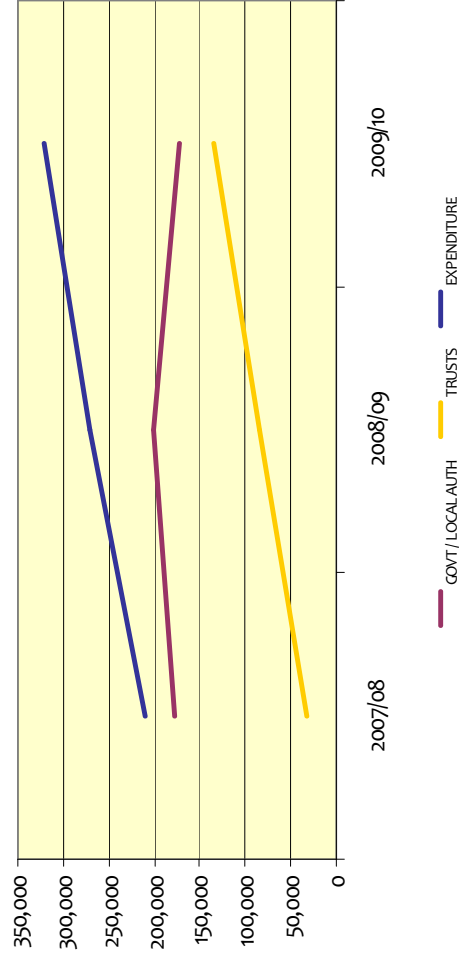


2009/10

GOVERNMENT / TRUST SPLIT



INCOME SOURCES AGAINST EXPENDITURE FROM 2007/08 – 2009/10



SCOTTISH GOVERNMENT INCOME AGAINST ESTIMATED UNRESTRICTED CORE EXPENDITURE FROM 2007/08 – 2009/10

